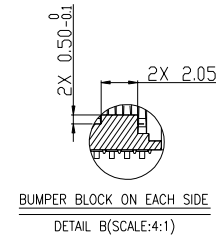
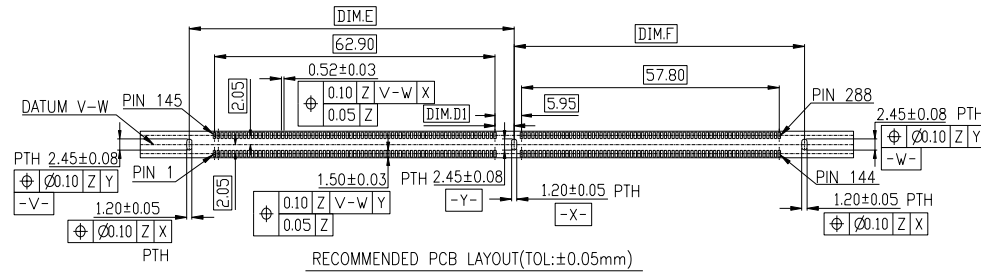
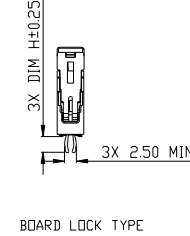
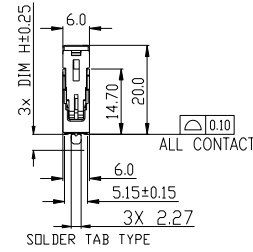
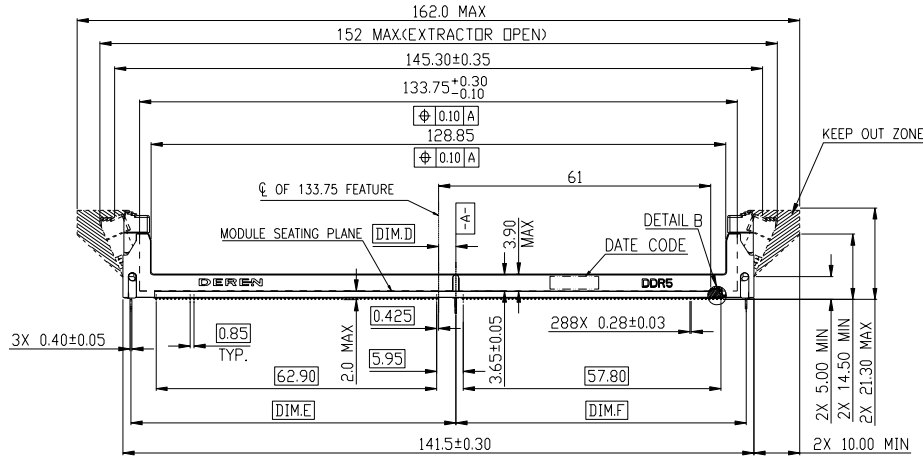
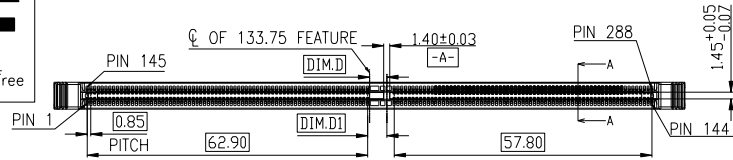
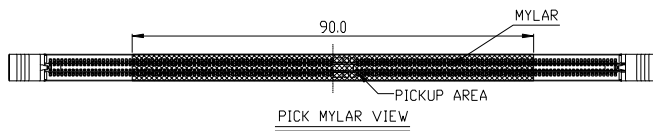
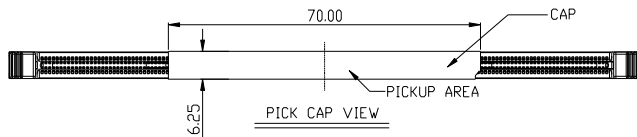


HF
Halogen Free

REV	ECN NO.	LOCATION	DESCRIPTION	DATE	DESIGN
A			Update	1/28'21	ZC.Xie



NOTES:
Recommended stencil thickness no less than 0.15mm



- NOTES:
- PRODUCT MUST MEET CONTROLLED SUBSTANCES SPEC. ROHS 2.0
- MATERIAL:
 - HOUSING: NYLON , UL94V-0; COLOR: SEE P/N INFORMATION.
 - EXTRACTOR: NYLON ,UL94V-0; COLOR: SEE P/N INFORMATION.
 - CONTACT: COPPER ALLOY .
 - FORK LOCK: STAINLESS STEEL.
 - FINISH:
 - CONTACT:
 - GOLD PLATING(SEE SEE P/N INFORMATION.) ON CONTACT AREA.
 - 2.0um[80u"] MIN. MATTE-TIN PALTING ON SOLDER TAIL AREA.
 - 2.25um[90u"] MIN. NICKEL ON CONTACT AREA,
 - 1.27um[50u"] MIN. NICKEL ON OTHER AREA.
 - FORK LOCK:
 - MATTE TIN PALTING 80u"min ON SOLDER TAIL AREA.
 - 50u" MIN. NICKEL UNDERPLATING OVERALL.
 - REFLOW SOLDER CAPABLE TO 260°C MAX. 10S.
 - MECHANICAL SPECIFICATION:
 - MATING FORCE: 106.8N MAX.
 - UNMATING FORCE: 19.77N MINIMUM
 - DURABILITY: 25 MATING AND UNMATING CYCLES
 - ELECTRICAL SPECIFICATION
 - CONTACT RESISTANCE: INITIAL:40 MILLIOHMS MAX.,
 - CONTACT RESISTANCE: FINAL: CHANGE 20 MILLIOHMS MAX..
 - CURRENT RATING: 0.75AMPS MAX.
 - INSULATION RESISTANCE: 1 MEGOHMS MIN. AT 500VAC
 - DIELECTRIC WITHSTAND VOLTAGE: 500VAC MIN. FOR ONE MINUTE.
 - ENVIRONMENT SPECIFICATION
 - OPERATING TEMPERATURE: -55°C TO +85°C.
 - SOLDERABILITY: PASSED PER EIA-364-52, CLASS 2, GATEGORY 3.
 - VIBRATION: PASSED PER EIA-364-28.
 - HUMIDITY: PASSED PER EIA-364-31.
 - THERMAL SHOCK: PASSED PER EIA-364-32.
 - MECHANICAL SHOCK: PASSED PER EIA-364-27.
 - PART NUMBER INFORMATION:

568QD1-002 H X X X X X

GREEN CODE: _____
H: HALOGEN FREE

PLATING CODE: _____
1:GOLD FLASH
2:GOLD 15u"
3:GOLD 30u"

HOUSING COLOR CODE: _____
1: BLACK
2: WHITE
3: BLUE

EXTRACTOR COLOR CODE: _____
1: BLACK
2: WHITE
3: BLUE

PACKAGE & PICKUP CODE:
1: HARD TRAY PACKING,WITH CAP
2: HARD TRAY PACKING,WITHOUT CAP
3: HARD TRAY PACKING, WITH MYLAR

FORK LOCK & DIMM TYPE CODE:
1: SOLDER TAB DIM,H=2.0mm, RDIMM
2: BOARD LOCK DIM,H=3.25mm, RDIMM
3: SOLDER TAB DIM,H=2.0mm, UDIMM
4: BOARD LOCK DIM,H=3.25mm, UDIMM
5: SOLDER TAB DIM,H=2.6mm, RDIMM
6: SOLDER TAB DIM,H=2.6mm, UDIMM

DIMM TYPE	DIM.D	DIM.D1	DIM.E	DIM.F
RDIMM	3.875	4.30	72.85	65.10
UDIMM	1.425	1.85	70.40	67.55

DIM	TOL	DIM	TOL
x.	±0.35	x.	±2"
.x	±0.25	.x	±1"
.xx	±0.20		
.xxx	±0.15		



DEREN
SHENZHEN DEREN ELECTRONIC CO., LTD

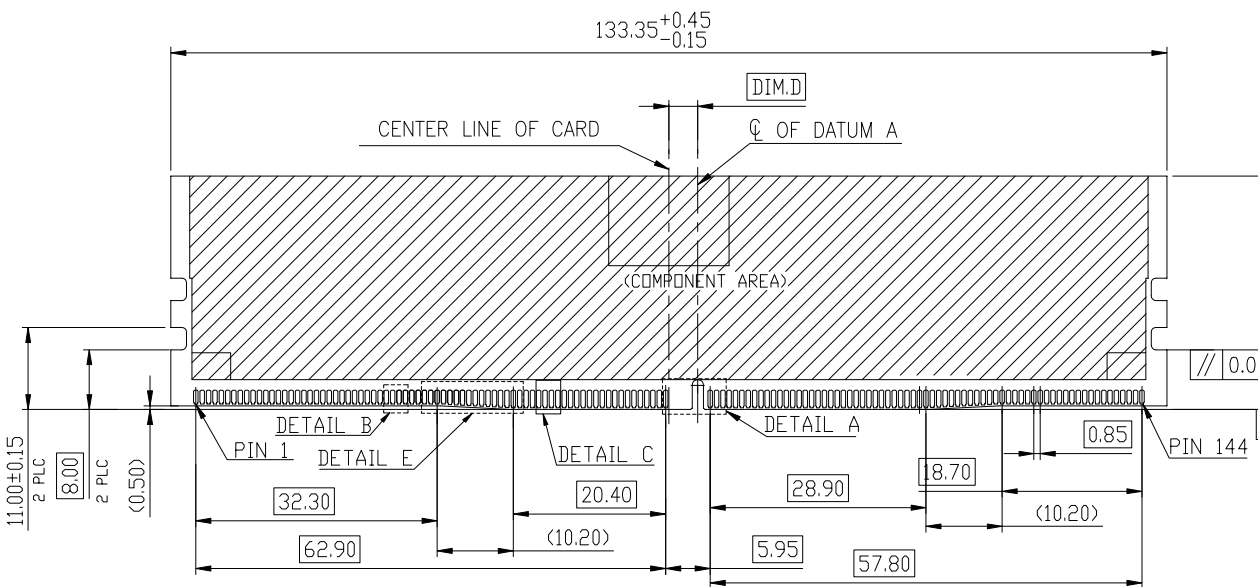
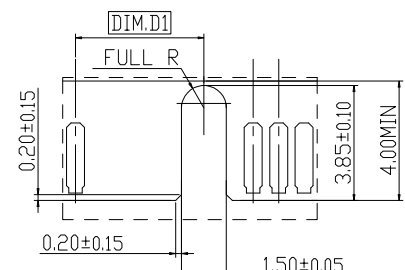
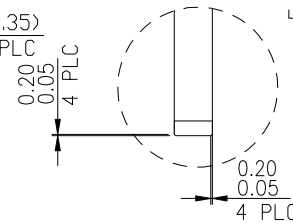
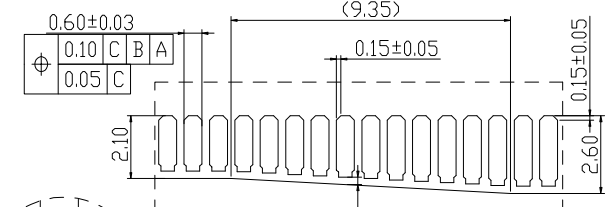
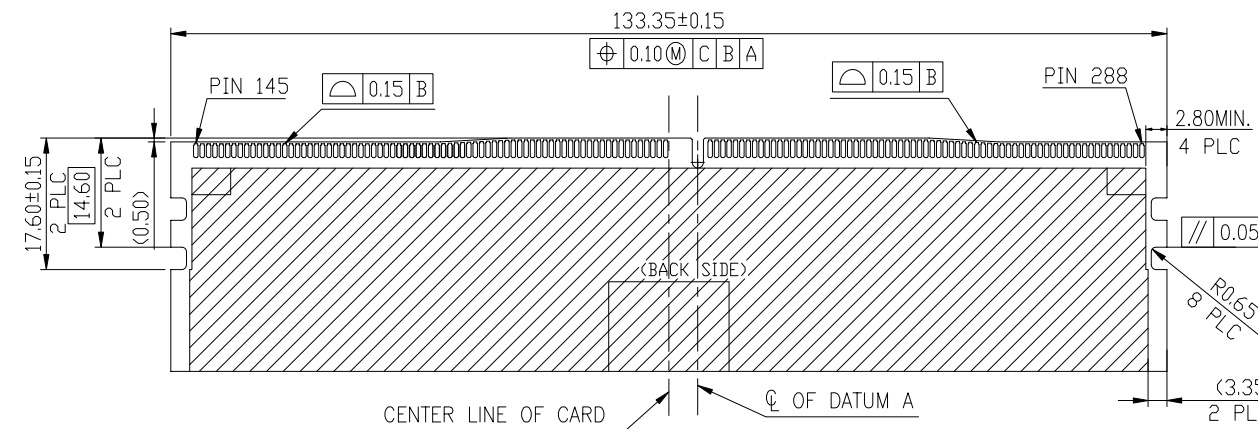
DRAW NO.
SC2006327

REV. A

CUSTOMER DRAWING: _____ DATE: _____
DESIGN: ZC.Xie 1/28'21
CHECK: Bill Lin 1/28'21
APPROVAL: Smark Huo 1/28'21

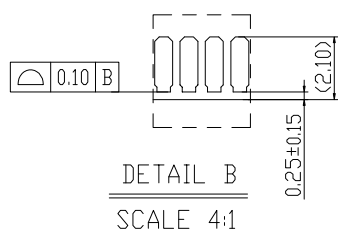
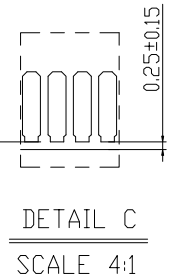
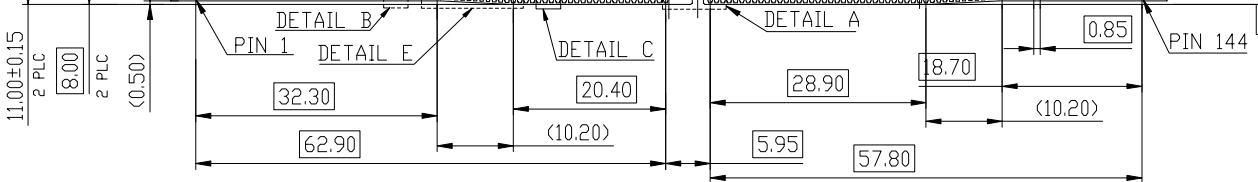
TITLE: DR5 288P SMT SMALL EXTRACTOR
P/N:SEE NOTE 7
SHEET: 1/3
SCALE: 1:1 UNIT: mm

REV.	ECN NO.	LOCATION	DESCRIPTION	DATE	DESIGN
A			Update	1/28'21	ZC.Xie



DETAIL G
SCALE 4:1

DETAIL A
SCALE 4:1



DIMM TYPE	DIM.D	DIM.D1	DIM.E	DIM.F
RDIMM	3.875	4.30	72.85	65.10
UDIMM	1.425	1.85	70.40	67.55



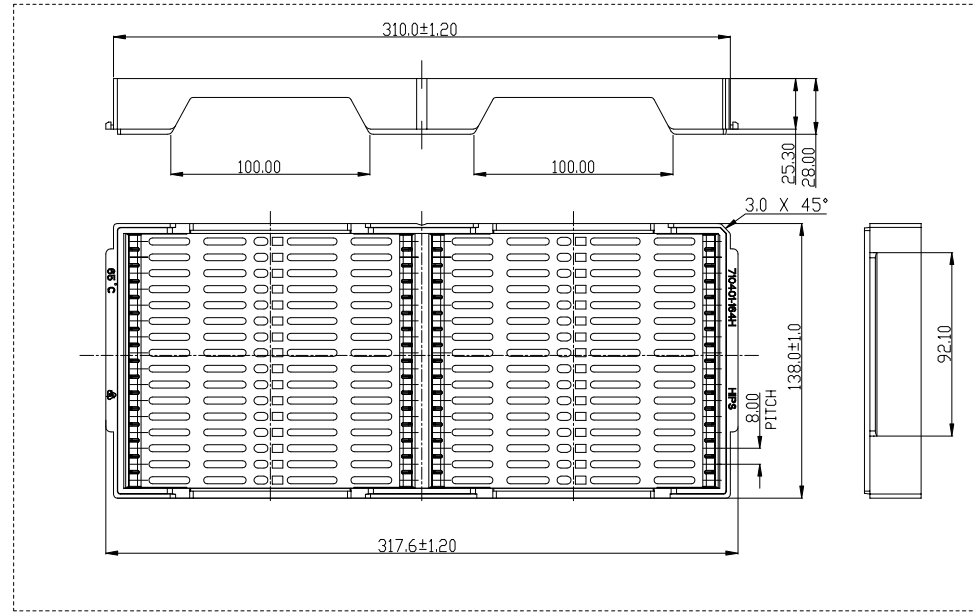
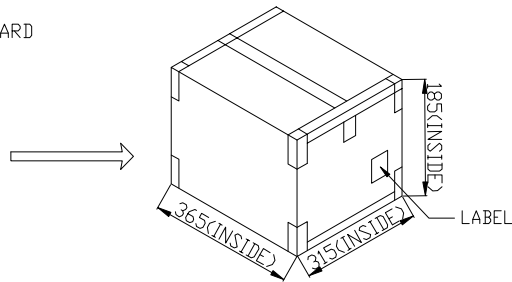
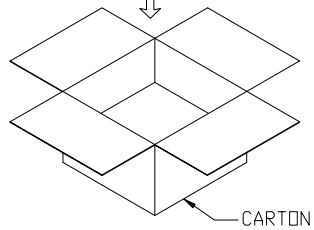
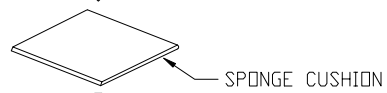
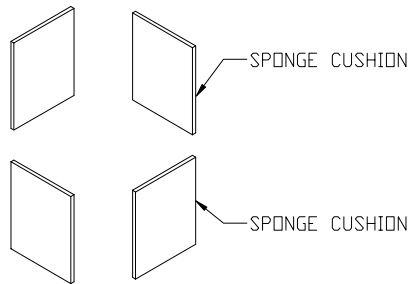
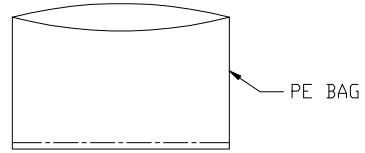
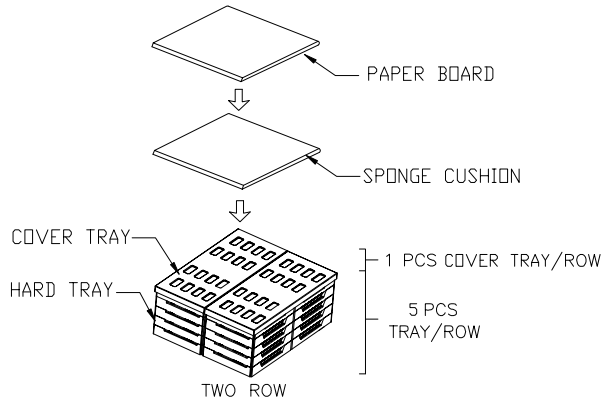
DEREN
SHENZHEN DEREN ELECTRONIC CO., LTD

DIM	TOL	DIM	TOL
x.	±0.35	x.	±2'
.x	±0.25	.x	±1'
.xx	±0.20		
.xxx	±0.15		

DRAW NO.	SC2006327	DATE	1/28'21
DESIGN:	ZC.Xie	CHECK:	Bill Lin
REV.	A	APPROVAL:	Smak Huo

TITLE:	DDR5 288P SMT SMALL EXTRACTOR
P/N:	SEE NOTE 7
SHEET:	2/3
SCALE:	1:1
UNIT:	mm

REV.	ECN NO.	LOCATION	DESCRIPTION	DATE	DESIGN
A			Update	1/28'21	ZC.Xie



HARD TRAY VIEW

4.35kg	1.86kg	32	10	320
GROSS WEIGHT	NET WEIGHT	PCS/ TRAY	TRAY/ BOX	PCS/ BOX

DIM	TOL	DIM	TOL
X.	±1.00	X.	
.X	±0.50	.X	
.XX	±0.35		



DEREN
SHENZHEN DEREN ELECTRONIC CO., LTD

DRAW NO.
SC2006327

REV. A

CUSTOMER	DRAWING	DATE
DESIGN:	ZC.Xie	1/28'21
CHECK:	Bill Lin	1/28'21
APPROVAL:	Smak Huo	1/28'21

TITLE: DDR5 288P SMT
SMALL EXTRACTOR

P/N: SEE NOTE 7

SHEET: 3/3

SCALE: 1:1 UNIT: mm