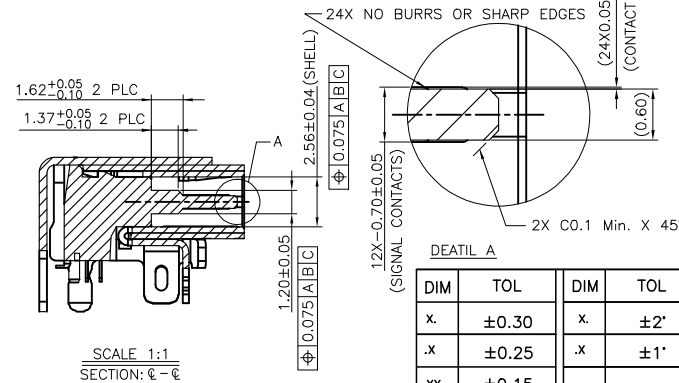
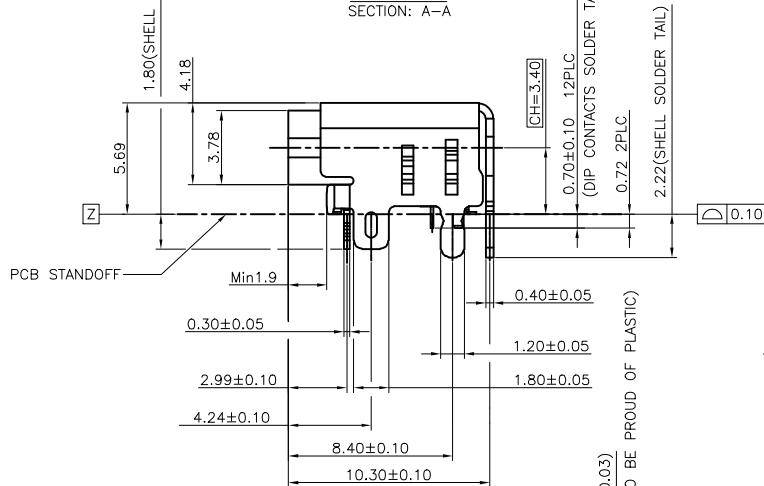
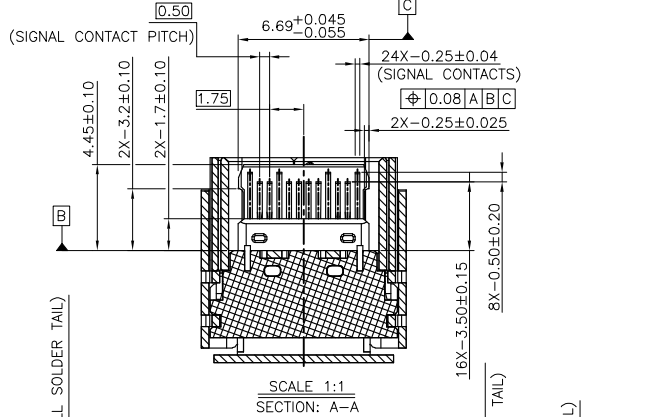
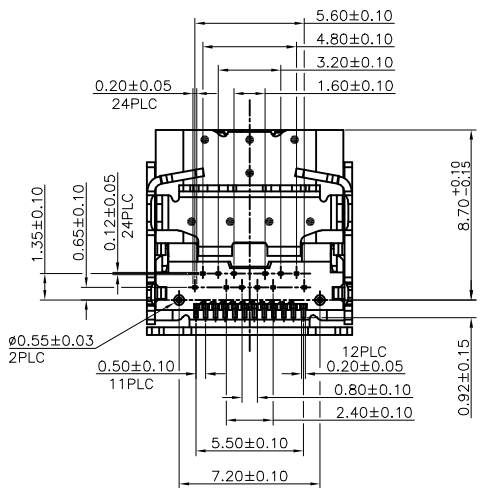
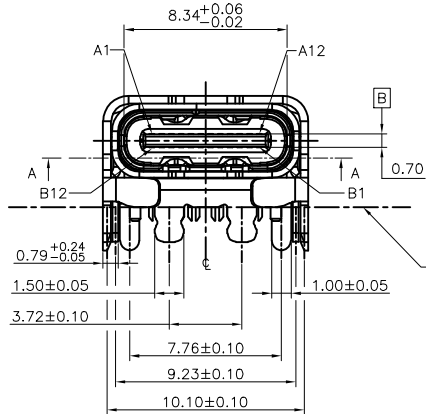
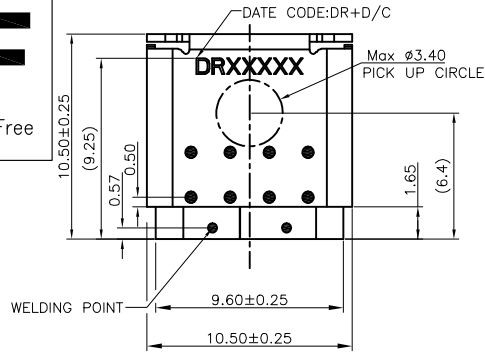


HF

Halogen Free



REV.	DESCRIPTION	DATE	DESIGN
X1	NEW DRAWING	07/20'17	Gavin
X2	MODIFY DRAWING	07/21'17	Gavin
X3	ADD DIMENSION	08/03'17	Gavin
X4	MODIFY DIMENSION	08/11'17	Gavin
X5	MODIFY DIMENSION	12/11'17	Andy
X6	ADD NOTES	01/02'18	Andy

- NOTES :
- ELECTRICAL :
 - CONTACT CURRENT RATING : 5.0A FOR VBUS AND GND. (i.e., Pins A4,A9,B4,B9) 1.25A FOR Vconn AND GND. (i.e., Pins B5,A1,A12,B1,B12) 0.25A FOR ALL THE OTHERS CONTACTS.
 - INSULATION RESISTANCE : 100 MEGAOHMS MIN. AT 250VDC.
 - DIELECTRIC WITHSTANDING VOLTAGE : 100VAC MIN.
 - LOW LEVEL CONTACT RESISTANCE : INITIAL 40mΩ MAX. AFTER 50mΩ MAX.
 - MECHANICAL CHARACTERISTICS :
 - INSERTION FORCE : 5N~20N .
 - EXTRACTION FORCE : 8N~20N FROM 1 TO 1000 CYCLES 6~20N FROM 1001 TO 10000 CYCLE.
 - DURABILITY : 10,000 MATING CYCLES.
 - OPERATING TEMPERATURE : -55°C TO +85°C
 - REFLOW SOLDER CAPABLE TO 260°C 10 SECS.
 - SALT SPRAY 48HR PASS.

NO.	PART NAME	MATERIAL	FINISH	Q'TY
7	MID PLATE	SUS301-EH	CLEAN	1
6	OUTER SHELL	SUS304-H	50u"NI ALL OVER/MATTE TIN 50MINu" SOLDER TAIL	1
5	MID SHELL	SUS304-H	CLEAN	1
4	INNER SHELL	SUS304-H	50u"NI ALL OVER/MATTE TIN 80MINu" SOLDER TAIL	1
3	BOTTOM CONTACTS	NKE012-EH	50u"Ni ALL OVER/Au G/F+30u" Pd/Ni ON CONTACT SURFACE / MATTE TIN 80MINu" IN SOLDER TAIL	12
2	TOP CONTACTS			12
1	HOUSING	LCP	BLACK, UL 94V-0	3



DEREN
SHENZHEN DEREN ELECTRONIC CO., LTD

CUSTOMER DRAWING		DATE		TITLE: USB TYPE C REC 24PIN CONNECTOR CH=3.40mm DIP=0.70 L=10.50	
DESIGN:	Andy	09/12/17		P/N:	40-42564-A1200RHF
CHECK:	Gavin	09/12/17		SHEET:	1/3
REV. X6	APPROVAL:	Eric	09/12/17	SCALE:	N/A
				UNIT:	mm

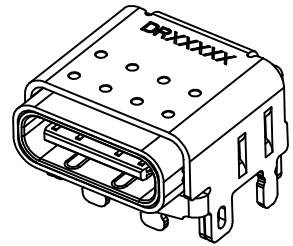
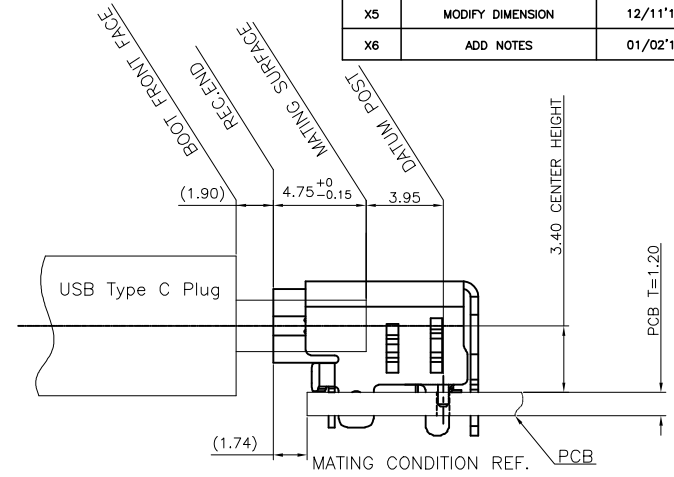
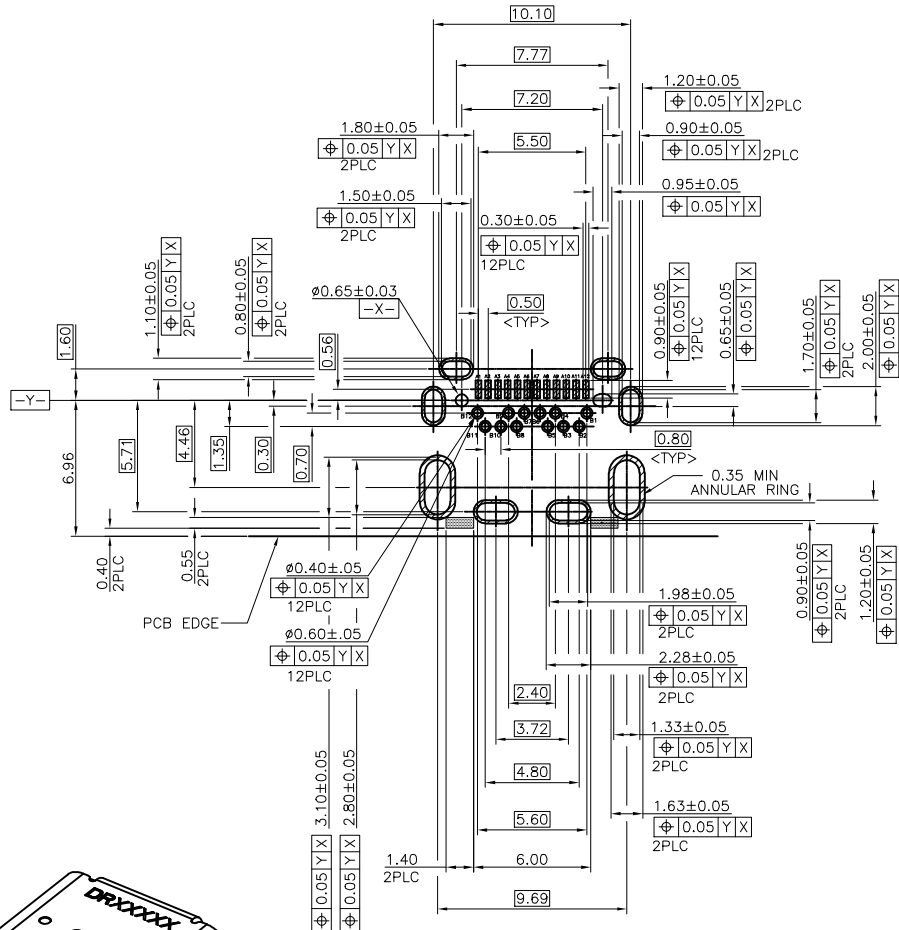
DIM	TOL	DIM	TOL
.x	±0.30	.x	±2'
.x	±0.25	.x	±1'
.xx	±0.15		
.xxx	±0.05		

HF

Halogen Free



REV.	DESCRIPTION	DATE	DESIGN
X1	NEW DRAWING	07/20'17	Gavin
X2	MODIFY DRAWING	07/21'17	Gavin
X3	ADD DIMENSION	08/03'17	Gavin
X4	MODIFY DIMENSION	08/11'17	Gavin
X5	MODIFY DIMENSION	12/11'17	Andy
X6	ADD NOTES	01/02'18	Andy



3D-VIEW

RECOMENED P.C.B LAYOUT
 THICKNESS=1.20mm
 TOLERANCE: ±0.05
 TOP VIEW

: NO PATTERN, VIA HOLE IN THIS AREA

PIN DEFINE:

Pin	Signal Name	Description	Mating Sequence	Pin	Signal Name	Description	Mating Sequence
A1	GND	Ground return	First	B12	GND	Ground return	First
A2	SSTXP1	Positive half of first Super Speed TX differential pair	Second	B11	SSRXp1	Positive half of first Super Speed RX differential pair	Second
A3	SSTXn1	Negative half of first Super Speed TX differential pair	Second	B10	SSRXn1	Negative half of first Super Speed RX differential pair	Second
A4	VBUS	Bus Power	First	B9	VBUS	Bus Power	First
A5	CC1	Configuration Channel	Second	B8	SBU2	Sideband Use(SBU)	Second
A6	Dp1	Positive half of the USB 2.0 differential pair-Position 1	Second	B7	Dn2	Negative half of the USB 2.0 differential pair-Position 2	Second
A7	Dn1	Negative half of the USB 2.0 differential pair-Position 1	Second	B6	Dp2	Positive half of the USB 2.0 differential pair-Position 2	Second
A8	SBU1	Sideband Use(SBU)	Second	B5	CC2	Configuration Channel	Second
A9	VBUS	Bus Power	First	B4	VBUS	Bus Power	First
A10	SSRXn2	Negative half of second Super Speed RX differential pair	Second	B3	SSTXn2	Negative half of second Super Speed TX differential pair	Second
A11	SSRXp2	Positive half of second Super Speed RX differential pair	Second	B2	SSTXP2	Positive half of second Super Speed TX differential pair	Second
A12	GND	Ground return	First	B1	GND	Ground return	First

DIM	TOL	DIM	TOL
.x	±0.30	.x	±2'
.x	±0.25	.x	±1'
.xx	±0.15		
.xxx	±0.05		



DEREN
 SHENZHEN DEREN ELECTRONIC CO., LTD

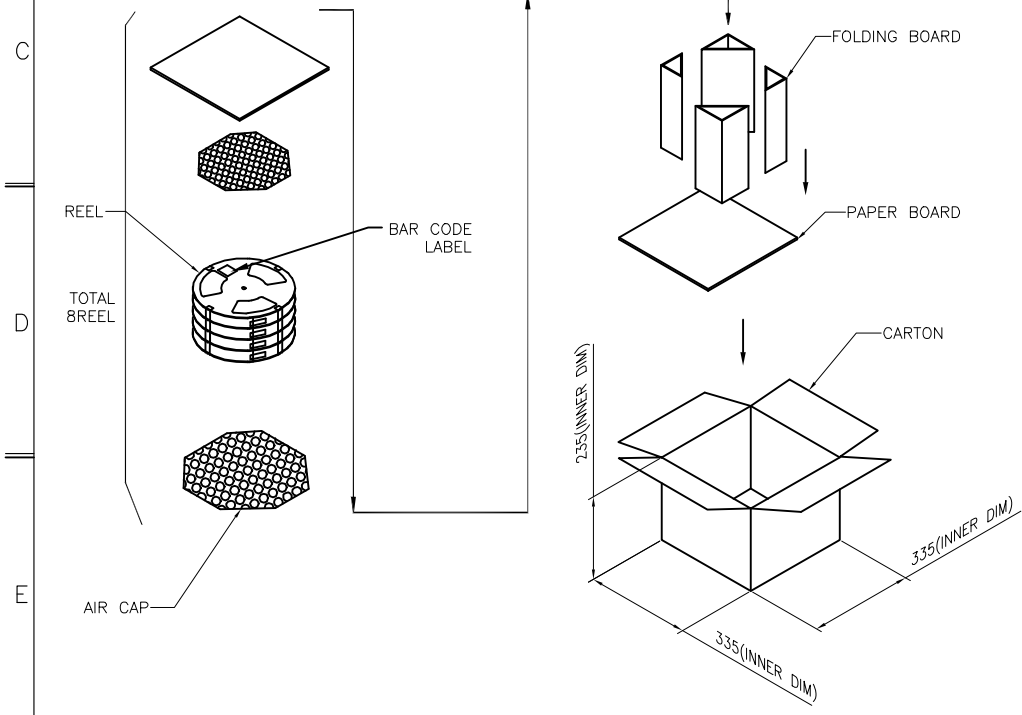
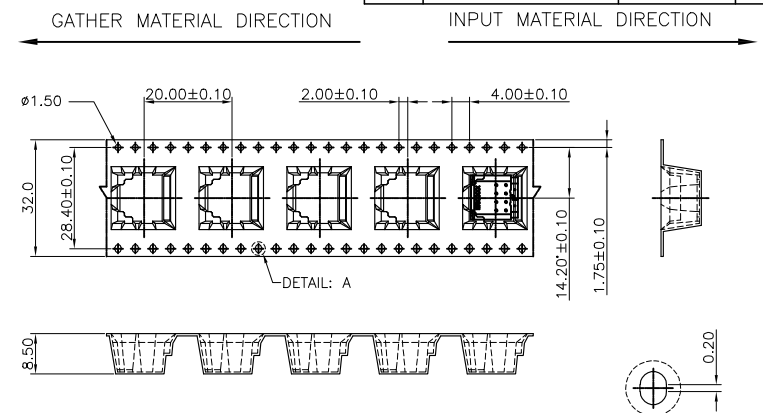
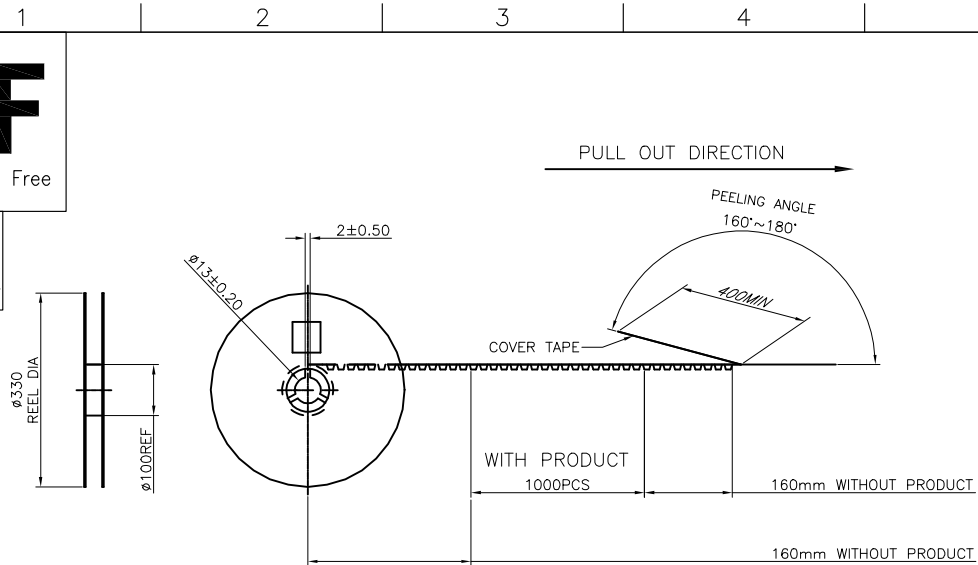
DRAW NO. SC1703358	DESIGN: Andy	DATE: 09/12/17	TITLE: USB TYPE C REC 24PIN CONNECTOR CH=3.40mm DIP=0.70 L=10.50
REV. X6	CHECK: Gavin	DATE: 09/12/17	P/N: 40-42564-A1200RHF
APPROVAL: Eric	DATE: 09/12/17	SHEET: 2/3	SCALE: N/A UNIT: mm

HF

Halogen Free



REV.	DESCRIPTION	DATE	DESIGN
X1	NEW DRAWING	07/20'17	Gavin
X2	MODIFY DRAWING	07/21'17	Gavin
X3	ADD DIMENSION	08/03'17	Gavin
X4	MODIFY DIMENSION	08/11'17	Gavin
X5	MODIFY DIMENSION	12/11'17	Andy
X6	ADD NOTES	01/02'18	Andy



NOTES:(FOR REEL)
 PRODUCT MUST MEET CONTROLLED SUBSTANCES SPEC. ROHS 2.0
 PACKAGING MATERIAL IN PLASTIC, RUBER, INK, PIGMENT AND PAINT
 MUST MEET CONTROLLED SUBSTANCES SPEC PER 230-702.
 * CADMIUM AND CADMIUM COMPOUNDS NOT TO EXCEED: 5 PPM.
 * LED, CADMIUM, CHROM VI AND MERCURY NOT TO EXCEED: 100 PPM(COMBINED).
 * CARRIER TAPES, COVER TAPES, REELS AND TAPED COMPONENTS MUST MEET THE
 REQUIREMENTS DEFINED PER EIA-481-B.

1. MATERIAL:
 COVER TAPE: ANTISTATIC P.S T=0.05±0.01; COLOR: CLEAR
 CARRIER TAPE: ANTISTATIC P.S T=0.40mm ±0.05 , COLOR: WHITE
 REEL: PS UL94V-0
 SHIPPING BOX: CORRUGATED FIBER
2. DIMENSION:
 REEL: SEE DRAWING
 BOX: SEE DRAWING
3. QUANTITY: SEE TABLE
4. WEIGHT: SEE TABLE
5. PEELING RESISTANCE: 10gf~130gf (for 12~56mm)
6. PEELING SPEED: 300mm/MINUTES

350	6	2100	40-42564-A1200RHF-PG
PCS/REEL	REEL/BOX	PCS/BOX	PART NUMBER

DIM	TOL	DIM	TOL
.x	N/A	.x	N/A
.x	N/A	.x	N/A
.xx	N/A		



DEREN
 SHENZHEN DEREN ELECTRONIC CO., LTD

CUSTOMER DRAWING	DATE	TITLE: USB TYPE C REC 24PIN CONNECTOR CH=3.40mm DIP=0.70 L=10.50
DESIGN: Andy	09/12/17	P/N: 40-42564-A1200RHF
CHECK: Gavin	09/12/17	SHEET: 3/3
REV. X6	APPROVAL: Eric	09/12/17
		SCALE: N/A UNIT: mm