






防水 Series

ITEM	P/N	Description	Drawing	REV	Specification							Dimension		
					Type	Electric Current (A/Pin)	Pitch	SMT/ DIP	Height	Pin No.	Remark	L	W	H
1	5706BG-020R0000R	WTB 6PIN 16.6H CONN		2	VERTICAL	3	2	DIP	16.6	6		13.05	9.8	19.9
2	5708BG-038R0000R	WTB 8PIN 16.6H CONN		2	VERTICAL	3	2	DIP	16.6	8		13.3	11.9	19.9
3	5703BG-013R0000R	WTB 3P 16.60H DIP CONN		2	VERTICAL	3	2	DIP	16.6	3		9	8.4	19.9
4	5702BG-0860011R	WTB 2P 16.6H DIP CONN		2	VERTICAL	3	2	DIP	16.6	2		8.1	7	19.9
5	5704BG-031R1000R	WTB 4P 16.6H CONN		2	VERTICAL	3	2	DIP	16.6	4		11	8.4	19.9